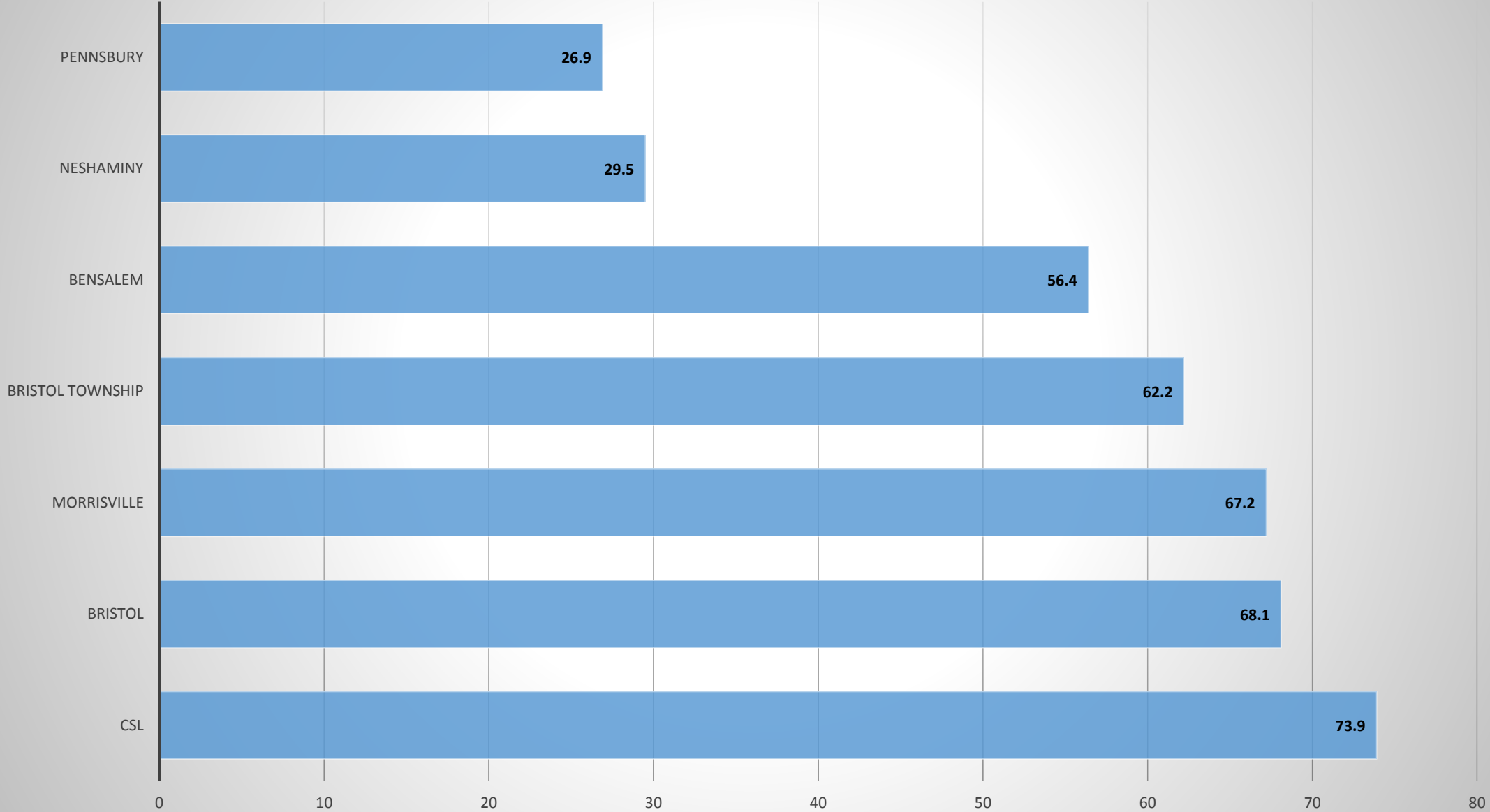


2016 Percent of Keystone Test Takers (HU) by District

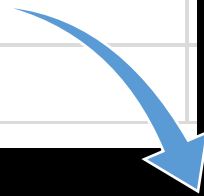


Subject	Test/Grade	District Quintile Diagnostic				
		1 (Lowest)	2	3 (Middle)	4	5 (Highest)
Math ✖	Keystone (Algebra I)	●	●			
	PSSA, Grade 6					
	PSSA, Grade 7	◆				
	PSSA, Grade 8	●	○			
ELA ✖	Keystone (Literature)	●	○		○	
	PSSA, Grade 6	●				
	PSSA, Grade 7	○				
	PSSA, Grade 8	○				
Science ✖	Keystone (Biology)	●				
	PSSA, Grade 8	◆		●		

District Quintile Diagnostic

- Moderate evidence that the group exceeded the standard for PA Academic Growth.
- Evidence that the group met the standard for PA Academic Growth.
- ◆ Moderate evidence that the group did not meet the standard for PA Academic Growth.
- There were not enough students to define growth.

Subject	Test/Grade	District Value Added	
		2016	3 Year Average
Math ✕	Keystone (Algebra I)	▲	■
	PSSA, Grade 6		
	PSSA, Grade 7		
	PSSA, Grade 8	▲	
ELA ✕	Keystone (Literature)	▲	■
	PSSA, Grade 6		
	PSSA, Grade 7		
	PSSA, Grade 8	▼	
Science ✕	Keystone (Biology)	■	
	PSSA, Grade 8	■	








District Value Added

- ▲ Significant evidence that the School exceeded the standard for PA Academic Growth
- ▲ Moderate evidence that the School exceeded the standard for PA Academic Growth
- Evidence that the School met the standard for PA Academic Growth
- ▼ Moderate evidence that the School did not meet the standard for PA Academic Growth
- ▼ Significant evidence that the School did not meet the standard for PA Academic Growth
- No data currently available

Biology	2016 Growth	20.3 (5)B	(4)	(4)	(4)	(1)
	Previous Years	12.6 (24)B	-5.1 (14)G	18.5 (8)B	(3)	

STUDENT GROWTH at CSL

Test		Average Growth Index	Scale Score	# of Grades	Weighted Score	Total Weighted Score	Final Score
Math	Keystone Algl	2.51	95	1	95	177	88.50
	PSSA Grades 4-8	1.28	82	1	82		
ELA	Keystone Lit	1.10	81	1	81	148	74.00
	PSSA Grades 4-8	-1.22	67	1	67		
Science	Keystone Bio	-0.40	73	1	73	145	72.50
	PSSA Grade 8	-0.55	72	1	72		

	Significant evidence that the school exceeded the standard for PA Academic Growth
	Moderate evidence that the school exceeded the standard for PA Academic Growth
	Evidence that the school met the standard for PA Academic Growth
	Moderate evidence that the school did not meet the standard for PA Academic Growth
	Significant evidence that the school did not meet the standard for PA Academic Growth