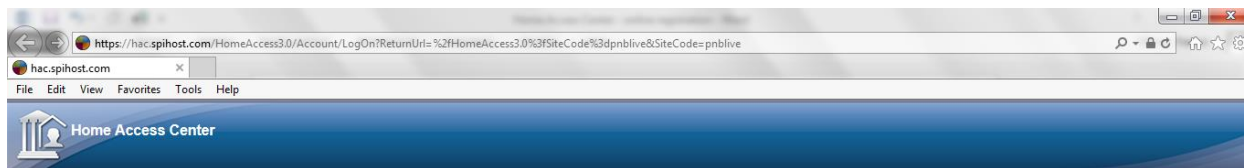


Pennsbury Home Access Center (HAC) Registration Directions

- 1) In your Internet browser go to - <http://pnbhomeaccess.spihost.com>

A 'Login' form window with the following text:

Login

Please note: all user passwords are Case Sensitive

This Home Access Center website is used by multiple districts to allow parents to view their students' schoolwork and other information.

If the website cannot determine your school district, a district selection box will display above the login box. If you see the district selection box, please be sure to select the correct district before logging in.

Please contact your school district if you experience any problems while accessing your student's information.

Please enter your account information for Home Access Center.

User Name:

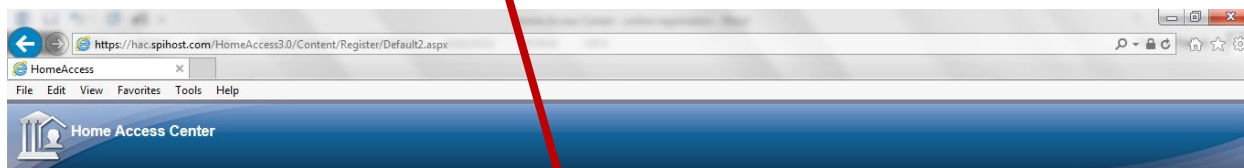
Password:

[Forgot My Username or Password](#)
[Click Here to Register for HAC](#)

Login

A red arrow points from the 'Click Here to Register for HAC' link to the registration form below.

- 2) Click on - [Click Here to Register for HAC](#)
- 3) Enter Information requested: Enter your FIRST NAME and LAST NAME.(not the student) *Please make sure you type the name on file. It will only work if you use the name associated with the email address on file. (Reasons it may fail: You registered with a maiden name) If you have multiple students in the district and you are a contact on each student and not linked as one contact. Contact your buildings Guidance Counselor to have this corrected.* After you complete entry Select – Register. The information entered must match what is on record at Pennsbury School District.

A 'Home Access Center User Registration' form with the following fields:

Home Access Center User Registration

First Name:*

Last Name:*

City:*

Zip Code:*

Register

A red arrow points from the registration instructions above to the registration form.

Pennsbury Home Access Center (HAC) Registration Directions

4) After you Select Register you will be taken here:

4.1. Enter the username you wish to use when logging in to Home Access Center. An email will be sent to the email address the district has on record for you with further instruction on creating your new Home Access Password.

4.2.1 5 challenge questions and provide appropriate answers. – Select Finish.

Home Access Center User Registration

Please enter the username you wish to use when logging in to Home Access Center. An email will be sent to the email address the district has on record for you with further instruction on creating your new Home Access Password.

Username:

Compose 5 challenge questions and provide appropriate answers

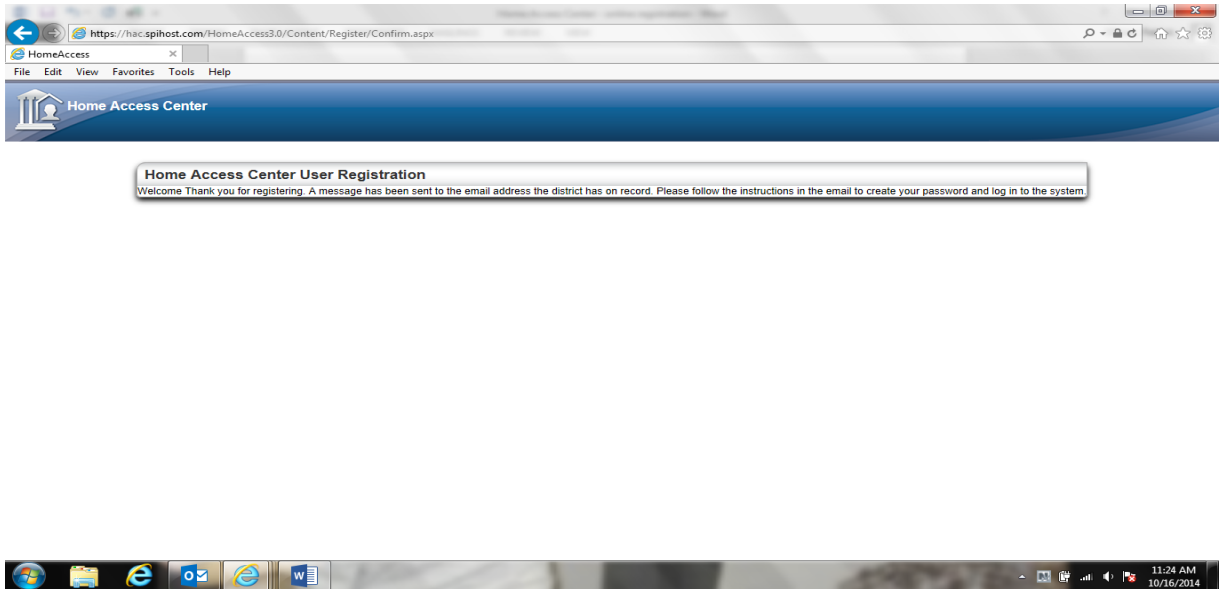
| Questions | Answers |
|----------------------|----------------------|
| <input type="text"/> | <input type="text"/> |
| <input type="text"/> | <input type="text"/> |
| <input type="text"/> | <input type="text"/> |
| <input type="text"/> | <input type="text"/> |
| <input type="text"/> | <input type="text"/> |

Finish

5) You will be sent here after selecting Finish: (next page)

Pennsbury Home Access Center (HAC) Registration Directions

- 6) Welcome Thank you for registering. A message has been sent to the email address the district has on record. Please follow the instructions in the email to create your password and log in to the system.



- 7) From the email sent to you click on the link in the email:

Welcome
To create your password, click the link below:
Create your Home Access Center password
This request was made on 10/16/2014 11:25:03 AM.

- 8) After you click on the link it will take you here. Answer the questions you created.

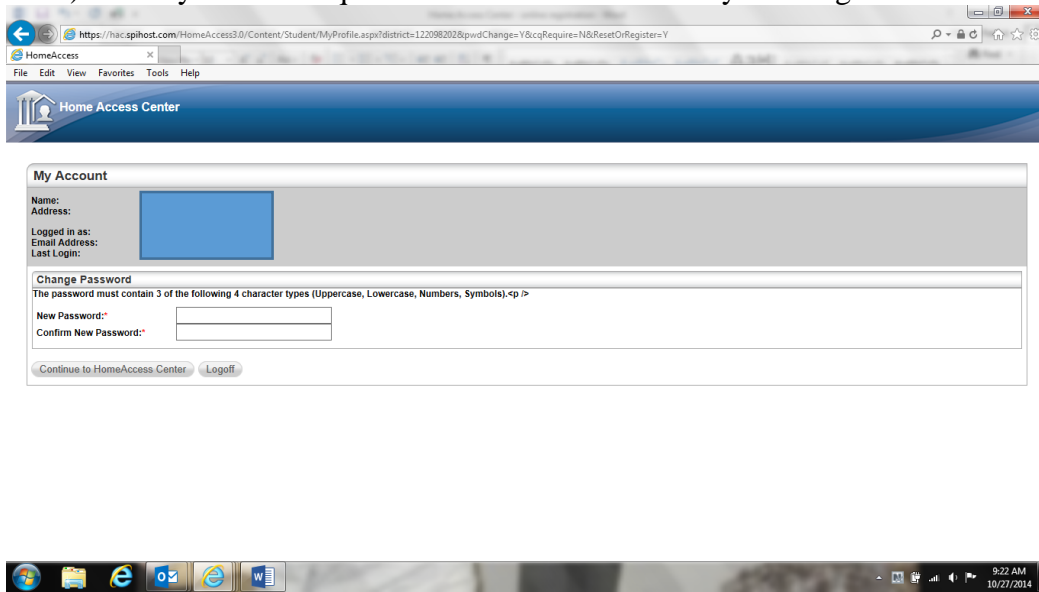
A screenshot of a web browser window showing the Home Access Center challenge questions page. The browser's address bar displays the URL: https://hac.spihost.com/HomeAccess3.0/Content/Challenge.aspx?district=122098202&contact_id=105434. The page features a blue header with the Home Access Center logo and a "Challenge Questions" form. The form contains a table with three rows of questions and their corresponding answer fields. A "Continue" button is located at the bottom of the form.

| Question | Answer |
|----------------------------------------|----------------------|
| What is the first street you lived on? | <input type="text"/> |
| Fathers middle name? | <input type="text"/> |
| Middle name of youngest sibling? | <input type="text"/> |

Continue

Pennsbury Home Access Center (HAC) Registration Directions

9) After you answer questions and select Continue you will go here:



10) Create a password.

11) Select Continue to Home Access Center.