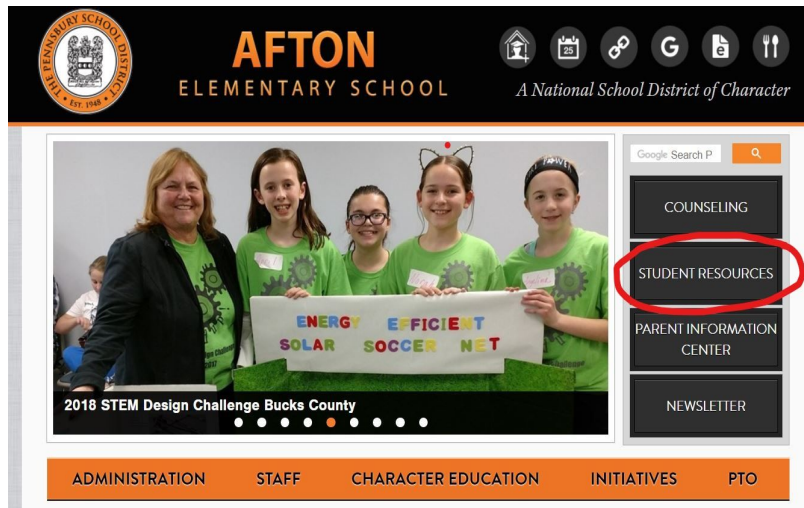


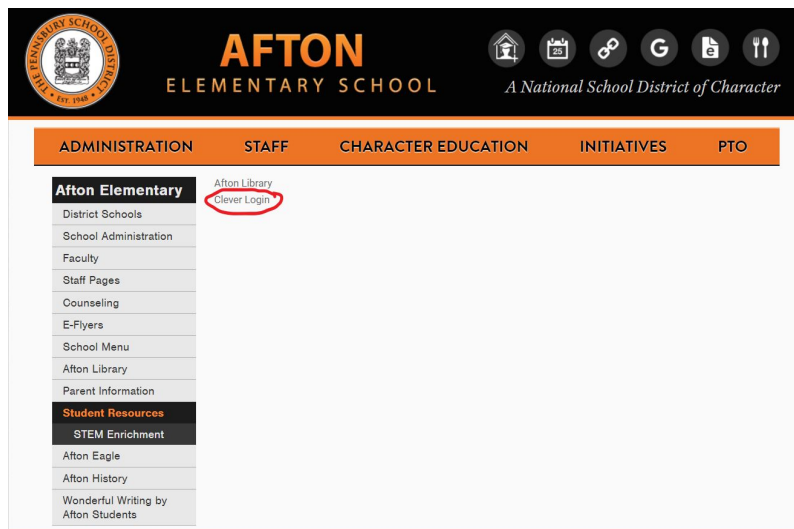
# eAccessing Clever from a Student's Home Computer



## Step One


Go to Afton Elementary School's Home Page

Click on Student Resources



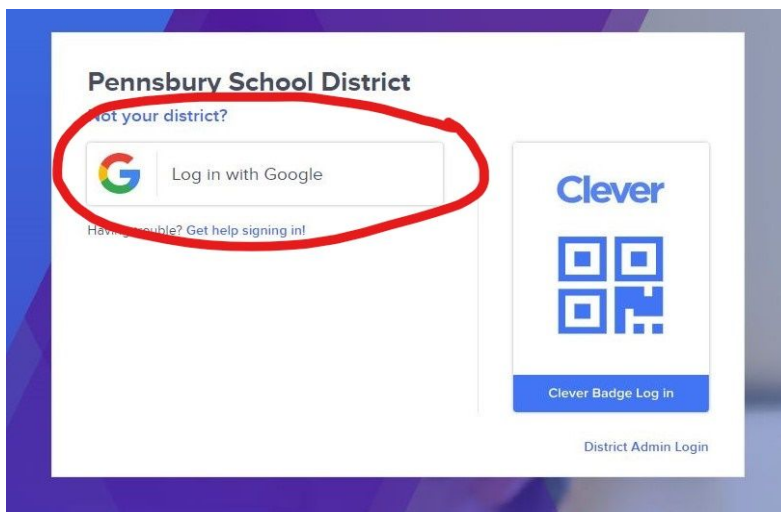
## Step Two

Click on Clever Login



Step 3  
**K-2** Click on Clever

Hold the QR code up to the camera and allow it to scan.  
(It may first ask you if you should allow it, hit ALLOW).



Step 3  
**3-5** Click on Log in with Google  
(or for students who don't have a camera).

For Grades 3 and above (or if the computer doesn't have a camera). When the Google Login screen appears enter the following:

- Student enters their email address. Address is:  
([studentnumber@pennsburysd.org](mailto:studentnumber@pennsburysd.org)) (for example, 1234567@pennsburysd.org)
- Click NEXT
- The Student enters their student PW

**Students will now be on the Clever Dashboard**